

Catholic Schools: Living Life to the Full

23 JANUARY – 30 JANUARY 2022

FIFTH AND SIXTH CLASS/P7





Christian Faith	Word of God
<p>Mystery of God</p> <ul style="list-style-type: none"> The Holy Spirit works in each of us and in the Church through scriptures, the sacraments and charisms, the teaching authority of the Church, Christian works of charity, the spiritual and corporal works of mercy, prayer, etc. (CCC 687–747). God is love. God's love is constant, unconditional and everlasting (Is 54:8; Jer 31:3; CCC 220). God is present to our inmost being: 'In him we live and move and have our being' (Acts 17:28; CCC 300). <p>Mystery of the Church/Kingdom</p> <ul style="list-style-type: none"> The Holy Spirit is the gift of God's love which comes to dwell in the believer (CCC 733). The Holy Spirit is at work in all the world (GS 22, 38). The Holy Spirit is active and present in our world where there are people who work for justice, peace, human rights and the care of creation. <p>Strand Unit: Eternal Life</p> <ul style="list-style-type: none"> All that is good in our present world will survive in the Kingdom of Heaven. Every act of kindness, generosity and service contributes to the building of the Kingdom. 	<p>Sacred Scripture</p> <ul style="list-style-type: none"> Jesus' Public Life (CCC 422–24, 430–55, 535–40, 543–56) Mt 5:1–14; 38–48, the Sermon on the Mount (Beatitudes). Lk 10: 27–37, the parable of the Good Samaritan.
Liturgy and Prayer	Christian Morality
<p>Prayer</p> <ul style="list-style-type: none"> Prayer is a personal relationship with God (CCC 2558, 2565). Our attitudes and actions are influenced by praying (CCC 2725). 	<p>God's Graceful Presence and Assistance</p> <ul style="list-style-type: none"> The Beatitudes (Mt 5:1–11; CCC 1716–29). The Beatitudes teach us to love God above all things (CCC 1723, 1728). Jesus' teaching in the Beatitudes does not change the Commandments, but helps us understand that following Jesus' way begins in the 'heart' (CCC 1968). The values and teachings of Jesus can help us to make good choices. Christians do good because it is right and out of love for Jesus (CCC 1828). <p>God's Graceful Presence and Assistance</p> <ul style="list-style-type: none"> Jesus teaches his followers to have respect, tolerance and compassion.



Monday – Living Life to the Full with God

24 January 2022



‘God is always present with us. When we put our faith in Jesus, God gives us his spirit, who dwells with us and in us.’ (Jn 14: 16–17)

Consider:

When we live our lives the way God wants us to, we are truly alive. We are not alone on our journey. God is there to guide us. The best way to hear him is to invite him into our life, speak with him, pray to him and with him, share our thoughts and our gratitude, ask for guidance, and be open to his answers.

Explore:

Today we are going to learn about a sermon that Jesus gave which tells us about the Beatitudes. The Beatitudes are given to us to guide us. They point us in the right direction. They teach us the values we need to live life to the full with God.

Distribute the class bibles. Invite the class in their pods or small groups to read Matthew 5:3–12. Either the teacher or pupils can take turns to read the passage aloud.

Invite the class to identify the word most frequently used in the passage (blessed). Write the word ‘Blessed’ on the board. Discuss with the class what is meant by the word ‘Blessed’. Invite the class to share moments from their lives when they felt blessed.

Point out to the class that the word beatitude sounds like the word attitude. It is our attitude that will most influence our ability to live life to the full with God.

Take some time to go through the passage, picking out and discussing the key phrases. Start with the phrase ‘poor in spirit’. Discuss how being spiritually poor can restrict our ability to live our lives to the fullest.

Other phrases that the teacher may wish to discuss are: mourn, meek, hunger and thirst for righteousness, merciful, pure in heart and peacemaker.

Explore the following questions with the students:

- Have you ever heard of someone being described as having a bad attitude? What does this mean?
- What does it mean to have a positive attitude? Can you think of a time when you demonstrated a good attitude?
- Which beatitude do you feel most comfortable with? Which one do you think you reflect most in your life?
- Which beatitude makes you feel most uncomfortable? Which one do you feel called to develop more in your life? Why?
- Write a few words to Jesus, expressing how you feel about the beatitudes that are already active in your life and asking him to help you with those that are not yet as fully part of you as you would like them to be.





Activity:

Rewriting the Beatitudes

The following activity can be individual or you may prefer to allow the class to work in small groups. Photocopy the worksheet and distribute to the class.



Rewrite each of the Beatitudes in your own words

Blessed are the poor in spirit, for theirs is the kingdom of heaven.	
Blessed are those who mourn, for they shall be comforted.	
Blessed are the meek, for they shall inherit the earth.	
Blessed are those who hunger and thirst for righteousness, for they shall be satisfied.	
Blessed are the merciful, for they shall obtain mercy.	
Blessed are the pure in heart, for they shall see God.	
Blessed are the peacemakers, for they shall be called sons of God.	
Blessed are those who are persecuted for righteousness' sake, for theirs is the kingdom of heaven.	





Tuesday – Living Life to the Full Together

25 January 2022



‘[Jesus said,] “You shall love the Lord your God with all your heart, and with all your soul, and with all your strength and with all your mind and your neighbour as yourself.”’ (Lk 10:27)

Consider:

In order to live our lives to the full with God, we cannot look inwards. We need to follow the example of Jesus and show mercy and kindness to all those we meet. It is easy to care for those whom we know and love. It is harder to do this for people whom we consider different from ourselves. However, this is what we are called to do, to truly live our lives to the full with God. We need to rise to the challenge:

- the challenge to help and care for those who are different from ourselves;
- the challenge to reach out and welcome the stranger and outsider;
- the challenge to treat all people with fairness and compassion;
- the challenge to ‘love our neighbour as ourselves’;
- the challenge to treat others with respect, tolerance and justice.

Explore:

We are all called to make a difference. Jesus taught us to live our lives to the full with others through stories or parables. One of Jesus’ stories that teaches us how to be loving and caring in school is the story of the Good Samaritan.

Read the parable of the Good Samaritan below.

The Parable of the Good Samaritan

Jesus said:

‘There once was a Jewish man walking along a road. He was coming from Jerusalem and was heading to Jericho, which was a full day or two of walking.

‘The road was rocky and there were small hills all around. The man was just humming to himself and enjoying the nice day when suddenly a group of men jumped out from behind a hill. They took all his belongings and tore off most of his clothes. They didn’t want him to follow them so they beat him up very badly and left him lying and bleeding on the side of the road.

‘A few minutes later, a priest was walking down the same path and noticed the man lying on the side of the road. Do you know what he did? You’d think he would run over and help the man. Instead he crossed the road and walked on the other side and acted like he didn’t see the man.

‘About an hour or so later, another man, called a Levite, was walking down the road. Levites were people who assisted priests with their work. He would probably help the man. But do you know what he did? He slowed down and walked a little closer to the man, but then kept walking without helping him at all.

‘Just a few minutes later, another man came walking. He was a Samaritan. One thing you should know about Samaritans is that Jews didn’t like them. Jews usually didn’t treat Samaritans very well, so they





never got along. The man who was dying on the road was a Jew. So what do you think the Samaritan did? You would think he would walk by and maybe even laugh at the man.



‘But as soon as he saw the man, he went over to him and felt compassion for him. He put bandages on his sores and poured oil and wine (which were quite expensive) on the sores to prevent them from getting worse. Then he lifted the man onto his own donkey and took him to a hotel to take care of him.

‘The next day the Samaritan took out enough money so the man could stay at the hotel until he was well enough to leave. He paid the man at the front desk and asked him to take care of the man. If he wasn’t better after about two months the Samaritan would come back and pay for any extra cost.’

After Jesus finished the story, he asked, ‘Which of the three men do you think was a neighbour to the man who was left beaten on the side of the road?’ The man who asked him the question at the beginning replied, ‘The one who had compassion and helped him.’ Jesus told him, ‘Go and do the same.’

Questions for discussion:

- Do you know what it means to ‘kick someone who is down’?
- Can you think of some real-life examples of people who are hurting or ‘down’? (For example, refugees, the homeless, a sick family member or friend.)
- How can we apply the example of the Good Samaritan in these situations? In the discussion focus on how the parable teaches us to love and care for those in our lives at school and at home.
- Invite your students to act out the parable of the Good Samaritan.



Prayer:

Dear God, please help me to notice when people are hurting and show me how to share your love with them. Amen.



Dear God, thank you for showing me mercy every day. Please help me to be merciful to others. Amen.

Activity:

Helping Hands

Jesus teaches us how to live life to the full with God by caring for others. We are all God’s family. We are all called to give a helping hand to everyone that we meet.

Discuss ways in every-day life that we can give a helping hand.


Distribute a copy of the hand template provided to each child in the class. Encourage them to draw or write on the hand examples of how they can give a helping hand to others at this time. These can be displayed in the classroom’s sacred space or tied together to make a helping hand book which can be displayed in the classroom.





Worksheet:

When I love and care for everyone I meet, I am living life to the full with God.





Wednesday – Grandparents’ Day: Celebrating Being Together Again



26 January 2022

‘And now these three remain: faith, hope and love.
But the greatest of these is love.’ (1 Cor 13:13)

Consider:

During Catholic Schools Week each year, schools celebrate the important role played by grandparents in passing on the faith. The love of a grandparent is to be celebrated and cherished, especially in recent times that saw so many children separated from their grandparents because of the COVID-19 pandemic.

Last year we were apart but this year we can celebrate being together again.

As this pandemic continues to affect our lives, it is possible that grandparents may not be able to visit our schools as normal. It is more important than ever, though, to continue to show our grandparents our gratitude and celebrate all that they do for us.

Explore:

Our grandparents love us unconditionally just as God loves us unconditionally. They show this love in many ways. One of the most important ways is by showing us how they know God and how important God is in their lives.

Encourage the children in your class to write a letter to their grandparents to remind them of how much they are loved. (This could also be done for a grandparent who has passed away.)

If the school is unable to host the annual Grandparents’ Day celebration in school, then third to sixth classes may wish to work on individual mini projects about their grandparents.

The following questions could be used to interview grandparents and the answers recorded in written form. Each child could compile their answers and decorate their work to create a display for the classroom or common areas in the school.

1. Did you come from a big family? How many brothers and sisters did you have?
2. Where did you go to school? What was your favourite subject?
3. What games did you play at school? Who did you play with? Did you like to read books?
4. What was your favourite book?
5. What was your favourite time of year?
6. What kinds of occasions did you celebrate? Where did you celebrate them?
7. Did you have a best friend?
8. What kinds of things did you do together?
9. Did you have a pet?
10. What was your favourite food?
11. What do you remember about your First Communion or your Confirmation day?
12. What were your favourite prayers growing up?
13. What do you remember about the time when I was born?
14. Each child could recall one special memory of a time you spent with their grandparent.
15. Each child could write a short prayer of thanks to God for giving them such special grandparents.





Thursday – Living Life in Wonder and Awe

27 January 2022



‘In the very beginning of time, God created all that is, and proclaimed it good.’ (Gn 1:1–31)

Consider:

We all know that amazing sensation of feeling part of something much larger than ourselves, of being upended by the vastness of the night sky or the intensity of great music. Experiencing these magical feelings also changes how we approach our lives. It can make us more satisfied, less self-involved, less likely to feel starved for time, more grateful and more likely to help others.

These ‘wow’ moments also stimulate curiosity, creativity and innovation – all critical tools for solving complex social problems. Most importantly, they bring joy. It is important to encourage wonder and awe in your pupils. The gift of wonder and awe is the ability to appreciate and celebrate all that is good in oneself, others and creation. It is the gift that helps us see the work of God in the ordinary everyday things. It is an acknowledgement of the power of God working through our lives, through the lives of others around us and through creation.

Explore:

Focus on the World Differently

Looking through a camera or binoculars makes us focus on the small and perhaps inconspicuous. While a camera or binoculars may not be available to the pupils in your class, a used paper towel roll can be used to the same effect. Encourage your pupils to decorate their rolls before taking some time to use them outside to really focus on whatever is available to them outside the classroom.

Awe-inspiring experiences aren’t always supersized. Take time to notice the beauty of small things, for example exquisite wildflowers, delicately patterned insects, intricate cobweb formations or naturally occurring patterns in stones or tree barks.

Discuss with the children in the class what they wonder about. The teacher can encourage the children to participate by ‘wondering out loud’ and giving the class some examples.

Write the phrase ‘I wonder’ on the board. Give the class some examples and encourage the pupils to make their own suggestions. For example: I wonder how far away the stars are. I wonder how deep the lake is. I wonder why zebras have stripes.

One of the greatest sources of wonder is our universe. At night we can see the stars and the moon in the dark sky, but there is so much more out there to wonder about. We are just one small planet in God’s awe-inspiring universe.

Activity:

If possible, share some pictures of the night sky with the class. Invite the class to share some facts they may know about the solar system.





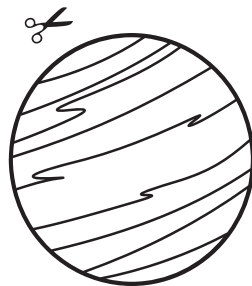
In small groups, the class can create a replica of the solar system. Each group will need a copy of the planet template, wool or string, and a wire hanger.



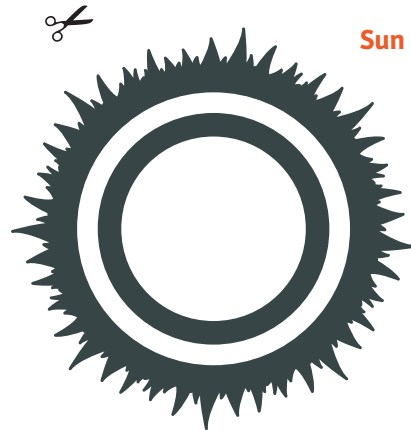
They will need to colour in and cut out the planets and attach them to the wire hanger using the wool or string.

Display these in the sacred space and distribute a copy of the prayer for today. Invite the class to say the prayer together.

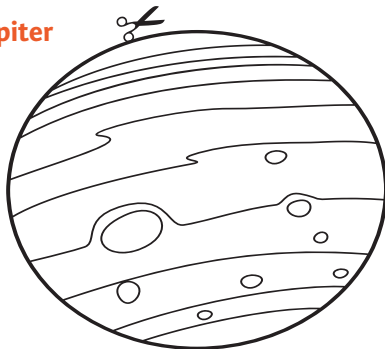
Venus



Sun




Jupiter




Earth



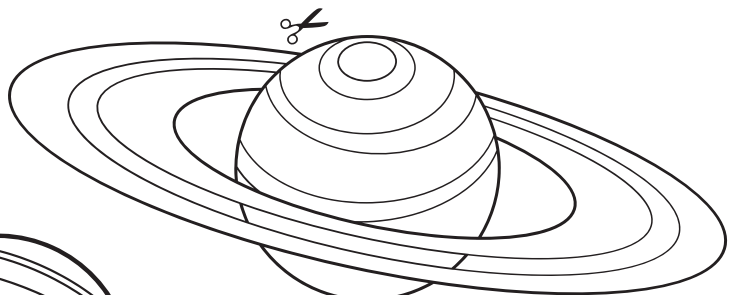
Mars



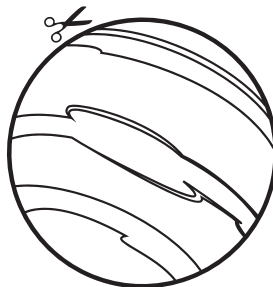
Uranus




Saturn



Neptune



Mercury





We pray together:

Powerful God,

You hold us and everything you have made in your loving care.

You are in the whole universe and in every tiny creature.

Help us to appreciate and care for the beauty that is around us.

Show us how even small things matter.

Help us see that we are all connected to each other and to the earth.

Help us remember to care for the earth, your gift to us.

We thank you God for being with us each day.

Fill us up with wonder and awe at the beauty of the world you
created for us to live in. Amen.





Friday – Living Life and Facing the Future

28 January 2022



‘God’s Spirit has given us life,
and so we should follow the Spirit.’ (Gal 5:25)

Consider:

We are all called to face the future and live a spirit-filled life. Even though we cannot see the Holy Spirit, he is present around us just like the wind. And, just as the wind pushes a leaf through the air, the Holy Spirit guides us through life.

There are a few different scripture passages that describe the Holy Spirit as the wind, for example Acts 2:2, John 3:8, and John 20:22.

Explore:

On the board list the fruits of the Holy Spirit. Discuss with the class how these fruits are important in our lives. The fruits of the Holy Spirit are Love, Joy, Peace, Patience, Kindness, Goodness, Faithfulness, Gentleness and Self-control. God wants us to have the fruits of the Holy Spirit in each of us, so we can face the future and live the life God intends for us.



How the Holy Spirit Works in Each of Us

Read the following passage to the class:

‘Peter was a humble fisherman when Jesus called him to be a disciple. He had no real education or skills other than those of fishing. He chose to follow Jesus and became a believer. At Pentecost, Peter was filled with the Holy Spirit and went on to give his first message to a very large crowd. Thousands heard the message that Peter gave that day and became believers too. With the Holy Spirit living with him, Peter was an amazing example of how the fruits of the Holy Spirit can transform us and impact how we think, speak and act.’



Distribute the class bibles and divide the class into small groups. Assign the following passages to the groups to read and consider the questions associated with each passage.

1. Matthew 4:18–20: The calling of the first disciples

- What was Peter doing when Jesus met him?
- What was Peter’s response to Jesus?

2. Matthew 16:13–20: Peter’s confession of Christ

- What did Peter say about Jesus?
- How did Jesus respond?

3. Acts 2:1–4: The Holy Spirit comes at Pentecost

- What happened when the Holy Spirit came into this place?
- Which followers were there together?





Activity:

Photocopy and distribute the worksheet for the lesson and allow the class some time to write out and decorate the fruits of the Holy Spirit.



Invite the class to complete the prayer in the worksheet, asking the Holy Spirit to help them to use the fruits of the Holy Spirit in the ways that they think, the words that they choose and the manner in which they behave.

The Fruits of the Holy Spirit

Prayer to the Holy Spirit
Come, Holy Spirit, and help me to be like you. Help me to ...

Come, Holy Spirit, and live within me today so I can face the future with
confidence and live my life as God wants me to.
Amen.

